

| | | |
|-----------------------------|--------------------------|-----------------------|
| SUBMITTAL DATA SHEET | CH-24MSPHFC-230VI | CH-24SPH-230VO |
|-----------------------------|--------------------------|-----------------------|

Job Name:
 Location:
 Engineer:
 Submitted to:
 Submitted by:
 Reference:

Date:
 Approval:
 Construction:
 Unit #:
 Drawing #:



| Heating/ Cooling | Outdoor Dry Bulb | Indoor Dry Bulb | Unit | Min | Rated | Max |
|---------------------|---------------------|--------------------|-------|--------|--------|--------|
| Heating | 5°F | 70°F | Btu/h | 4,275 | - | 17,817 |
| | | | kW | 0.75 | - | 2.75 |
| | | | COP | 1.67 | - | 1.9 |
| | 17°F | 70°F | Btu/h | 5,500 | 15,000 | 17,858 |
| | | | kW | 0.79 | 1.54 | 2.59 |
| | | | COP | 2.04 | 2.85 | 2.02 |
| | 47°F | 70°F | Btu/h | 11,074 | 24,000 | 30,960 |
| | | | kW | 0.66 | 1.73 | 2.95 |
| | | | COP | 4.92 | 4.07 | 3.08 |
| Cooling | 82°F | 80°F | Btu/h | 7,932 | - | 24,886 |
| | | | kW | 0.3 | - | 1.63 |
| | | | COP | 7.75 | - | 4.47 |
| | 95°F | 80°F | Btu/h | 11,982 | 24,000 | 26,347 |
| | | | kW | 0.78 | 1.92 | 2.36 |
| | | | COP | 4.5 | 3.66 | 3.27 |

This warranty should be registered on our web-site www.cooperandhunter.us within 60 days of installation. The warranty is only valid when installed by a Licensed HVAC Technician. A warranty period of Seven (7) years on compressor to the original registered end-user. A warranty period of Five (5) years on all parts to the original registered end user. Warranty applies only to products remaining in their original installation location.

INDOOR SPECIFICATION

| | |
|------------------------|---------------------|
| Air Flow (Hi/Mi/Lo) | 759/708/598 CFM |
| Noise Level (Hi/Mi/Lo) | 53/48/42 dB(A) |
| Unit Dimension (WxDxH) | 42.05x26.57x9.25 in |
| Net/Gross Weight | 58.42/69.23 lb |

OPERATION TEMPERATURE RANGE

| Indoor | | Outdoor | |
|---------|---------|-----------|----------|
| cooling | heating | cooling | heating |
| 62~90°F | 32~86°F | -13~122°F | -13~86°F |

OUTDOOR SPECIFICATION

| | |
|-------------------------------|----------------------|
| Air flow | 2237 CFM |
| Noise Level | 61 dB(A) |
| Dimension (WxDxH) | 37.24x16.14x31.89 in |
| Net/Gross weight | 136.69/148.59 lb |
| Refrigerant type/Quantity | R410A/82.9 oz |
| Refrigerant precharge | 25 ft |
| Additional charge for each ft | 0.32 oz |

ELECTRICAL

| | |
|--------------|---------------------|
| Power supply | 208-230V/ 60Hz, 1Ph |
| MCA | 18 A |
| MFA | 25 A |

MCA: Minimum Circuit Ampacity **MFA:** Max. fuse A

PERFORMANCE AND EFFICIENCY

| Cooling | | Heating | |
|--------------|------|-------------------|----|
| 24,000 Btu/h | | 24,000 Btu/h | |
| SEER | 20 | HSPF Region IV | 11 |
| EER | 12.5 | | |

PIPING

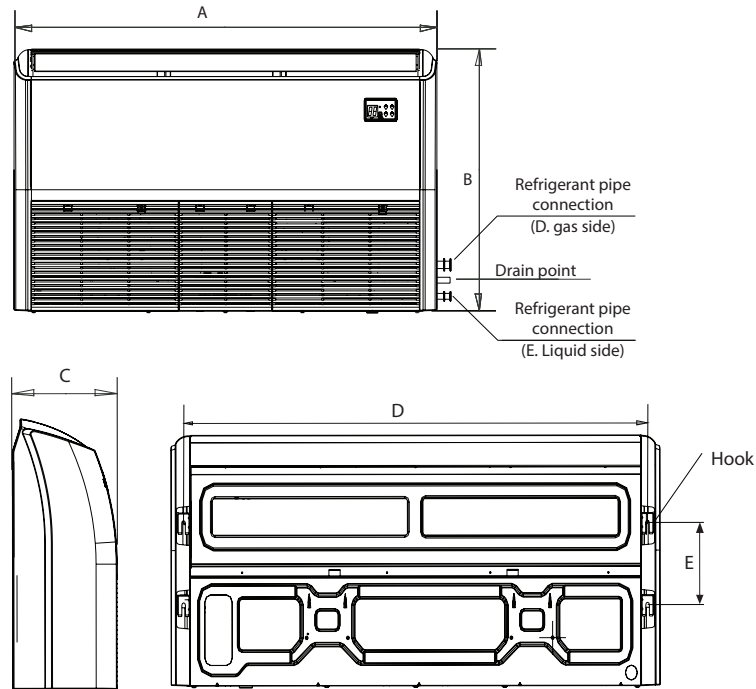
| | |
|---|--------------|
| Refrigerant piping Liquid side/Gas side | 3/8 - 5/8 in |
| Max. refrigerant pipe length | 164 ft |
| Max. difference in level | 82 ft |

SUBMITTAL DATA SHEET

CH-24MSPHFC-230VI

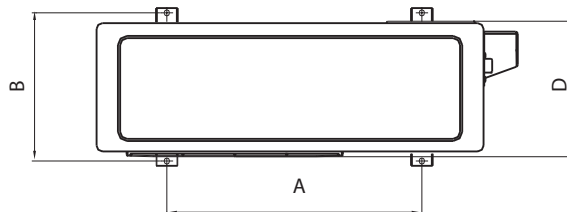
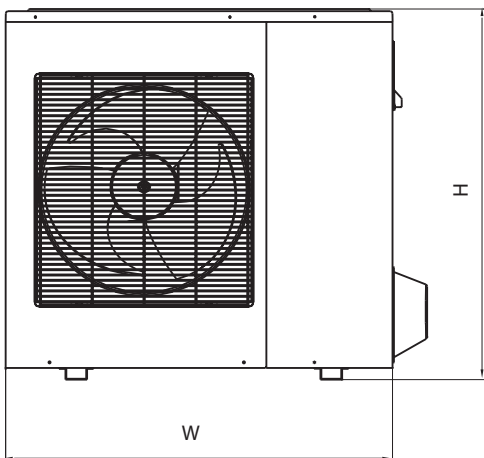
CH-24SPH-230VO

INDOOR UNIT



| Unit Dimensions, in | | | Mounting Dimensions, in | |
|---------------------|-------|------|-------------------------|-----|
| A | B | C | D | E |
| 42.05 | 26.57 | 9.25 | 38.7 | 8.7 |

OUTDOOR UNIT



| Outdoor Unit Dimensions WxDxH, in | Mounting Dimensions, in | |
|--------------------------------------|-------------------------|------------|
| | Distance A | Distance B |
| 37.24x16.14x31.89 | 26.5 | 15.87 |